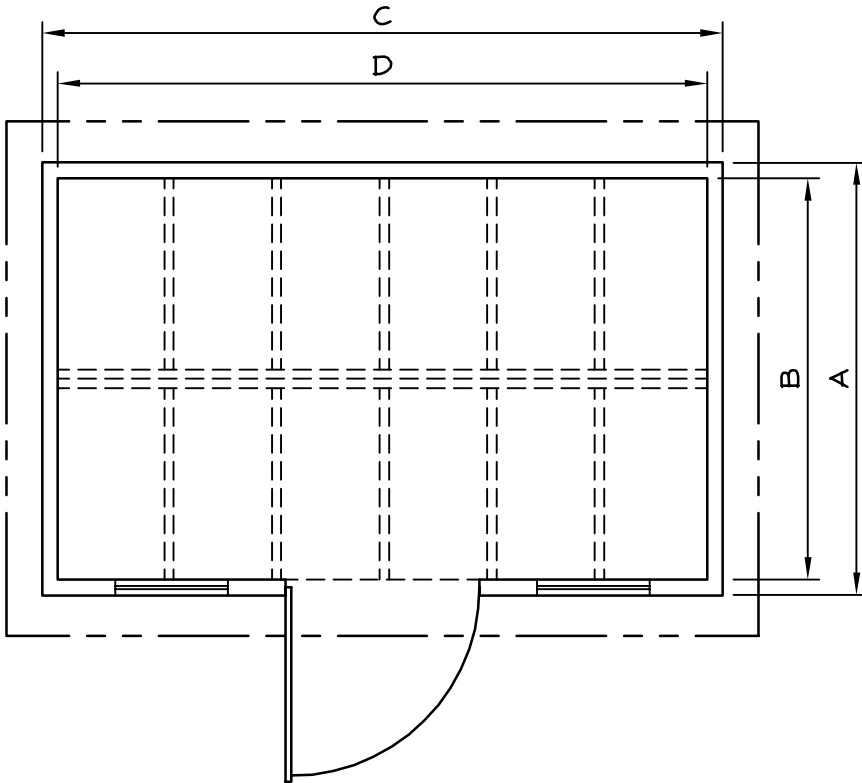


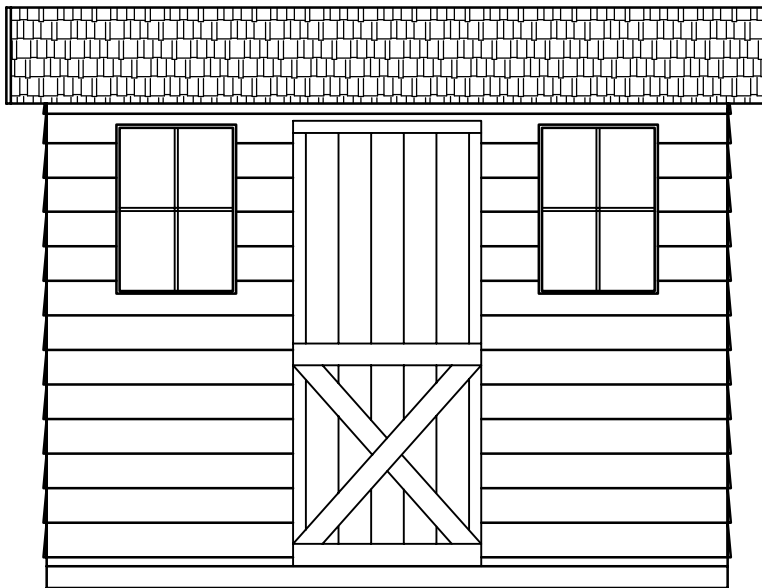
CABANA GARDEN SHED SPECIFICATIONS

Western Red Cedar Shingle Roof.
 All framing components are nominal 2"x3" in size.
 2"x3" Floor joists on 16" centers
 Wood siding is 1/2"x6" Bevel Siding.
 Fixed windows.

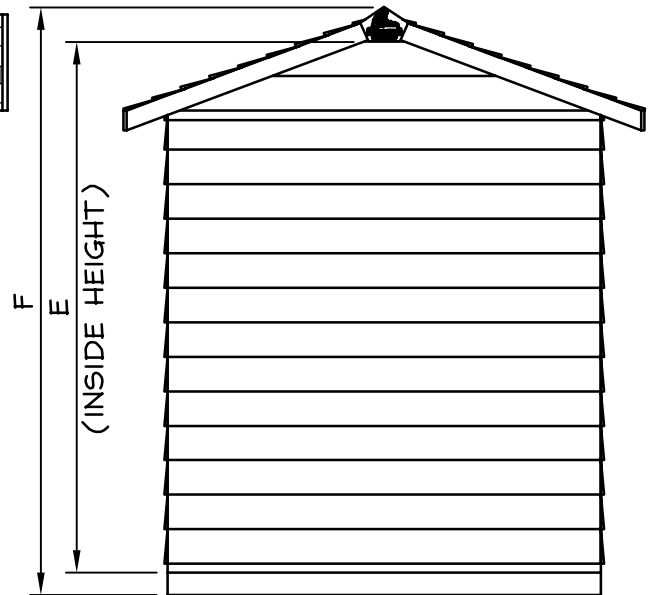


PLAN VIEW

Measurements For Cabana	
Dimensions (Imperial)	
Size	9' x 6'
Inside Area	54 Sq. Ft.
A	5'-9"
B	5'-4"
C	9'-1"
D	8'-8"
E	7'-4"
F	8'-3"
Door	2'-6"x5'-11"
Window Opening	1'-4"Wx2'-1"H
Weight	1030 lbs
Package Size	48"Wx81"Lx47"H



FRONT VIEW



SIDE VIEW